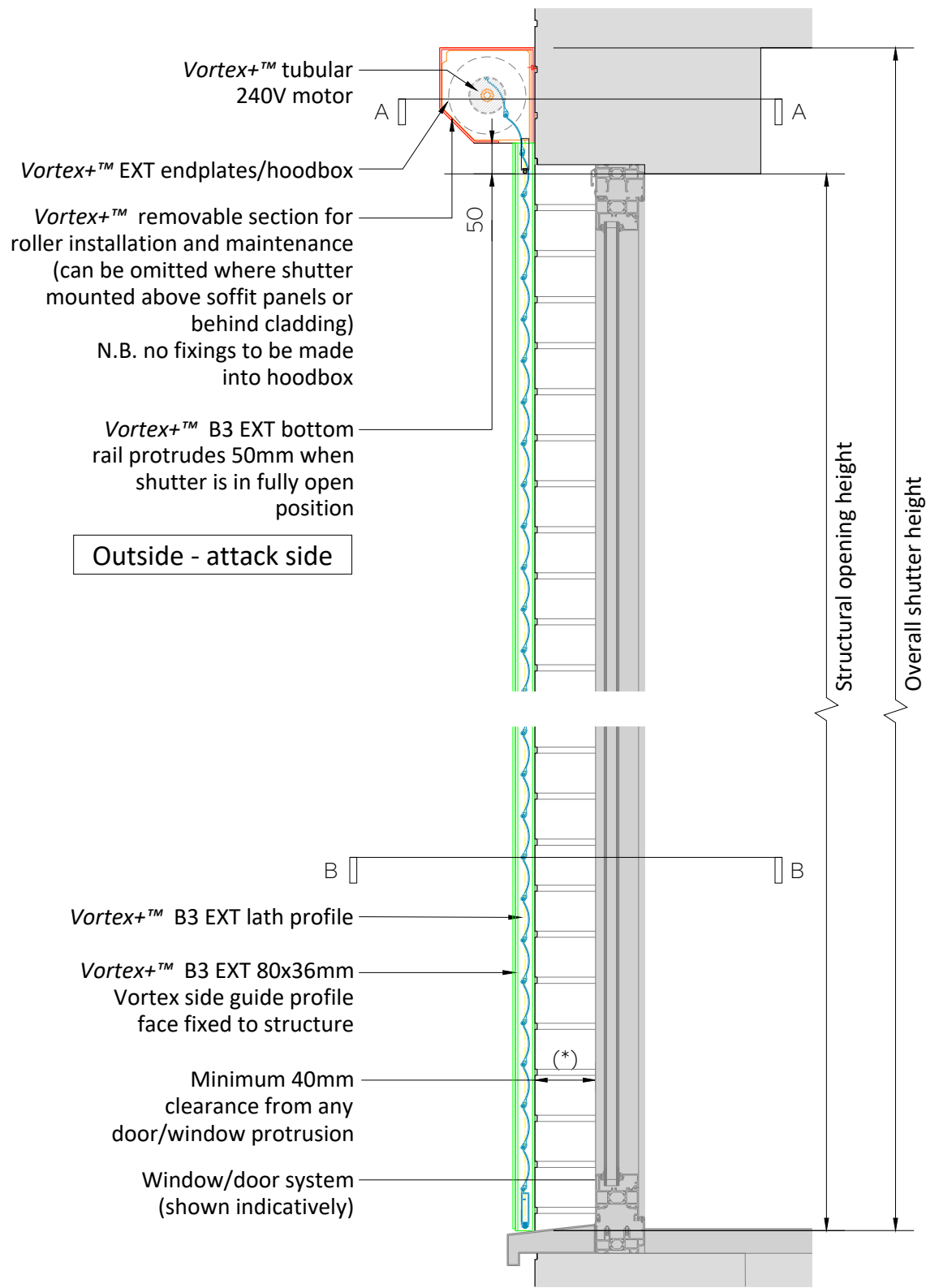



**Section**

(scale 1:10)



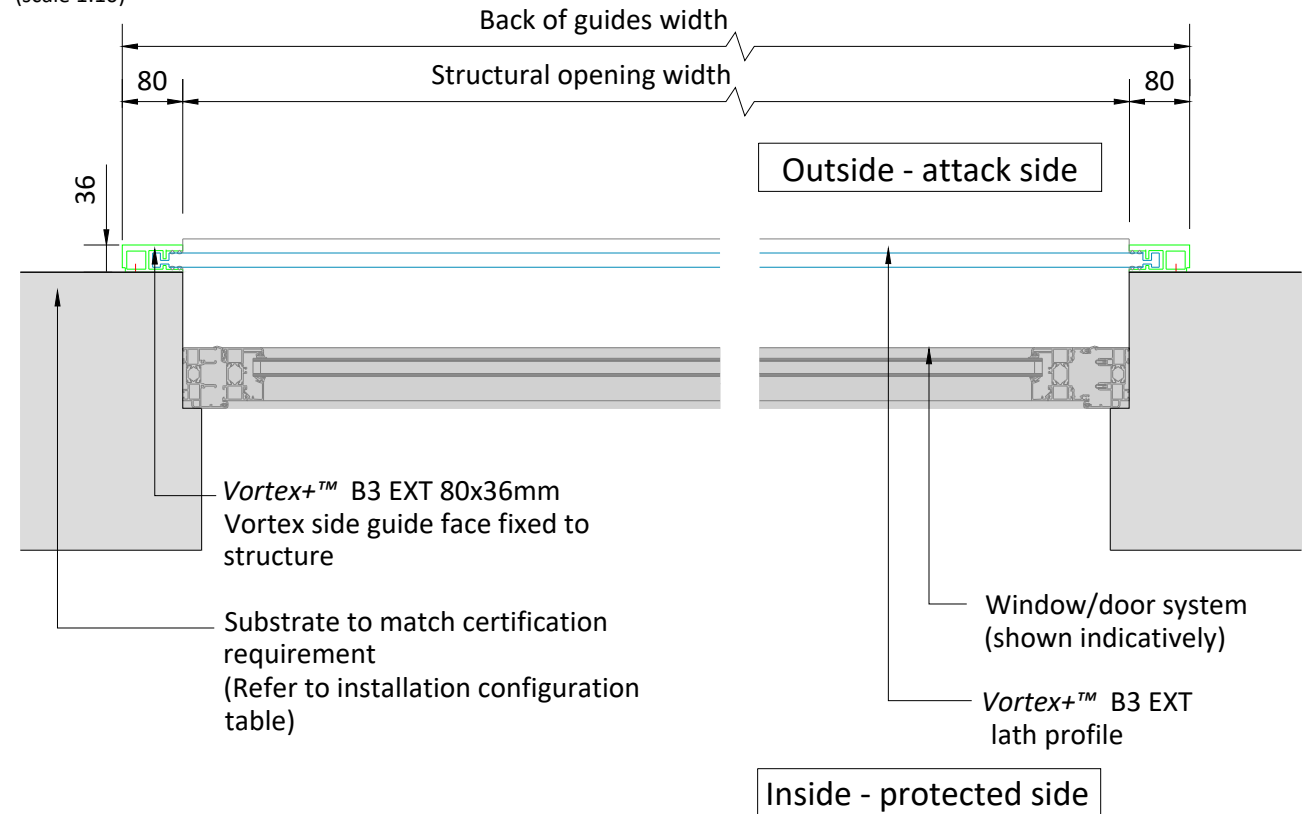
**Plan through section: A-A**

(scale 1:10)



**Plan through section: B-B**

(scale 1:10)



NOTES: This drawing is copyright of CGT Security and must not be reproduced whole or in part without prior written consent.



smart-thinking shutter solutions ®

CGT SECURITY LTD - 1 DARWIN CLOSE - READING - BERKS - RG2 0TB  
T: 0330 024 9409 / WWW.CGTSECURITY.COM / SALES@CGTSECURITY.COM

REVISIONS:  
A - Initial Issue - 05/11/2025 - BM

DRAWN BY:  
BM

CHECKED BY:  
RH

APPROVED BY:  
RM

PROJECT:  
Vortex+ Standard Drawing Library

DRAWING TITLE:  
**Standard Drawings - V+BO-EXT-B3 Security Shutter Detail**  
Vortex+ B3 EXT lath profile - Tube Motor

SCALE:  
1:10 @ A3

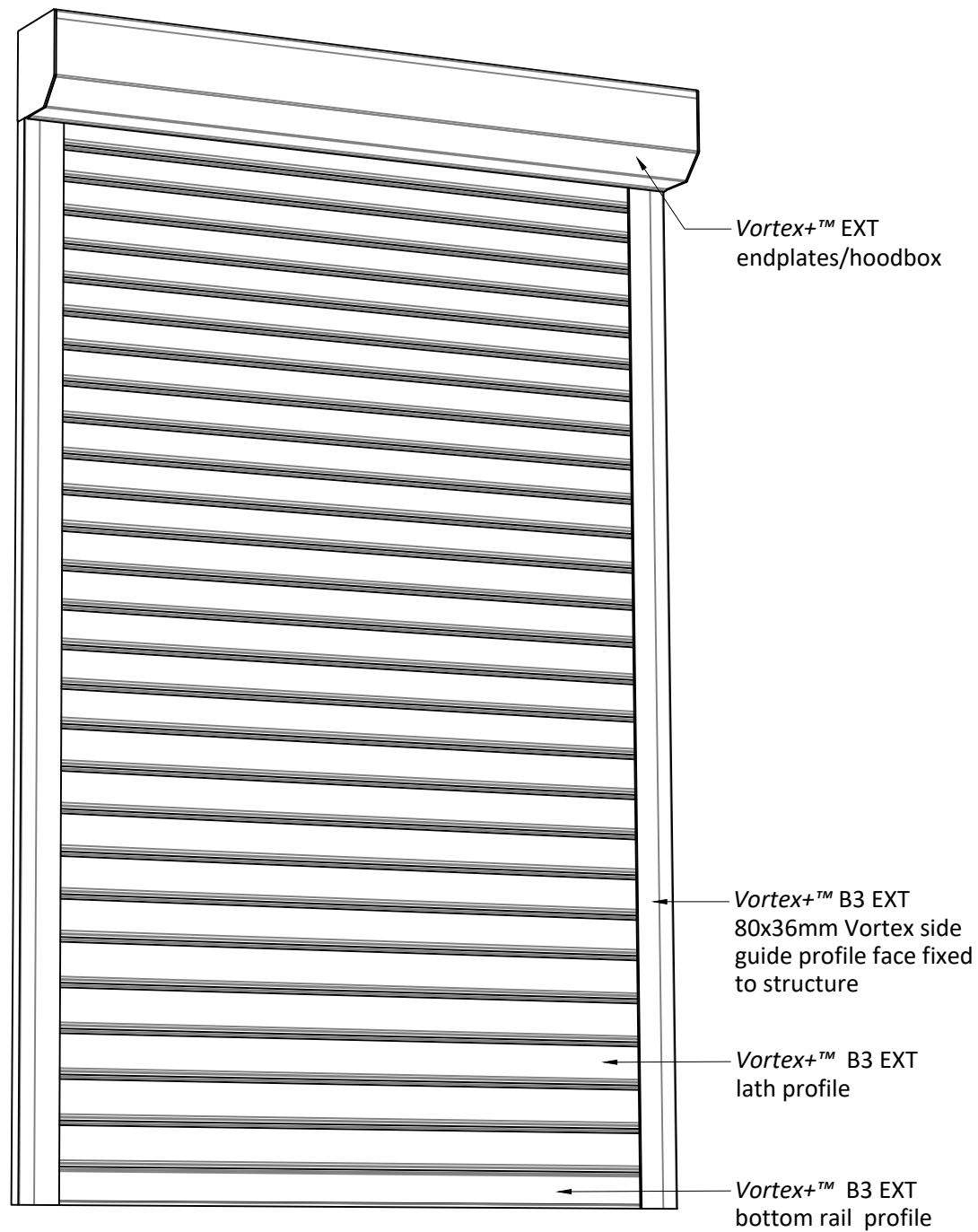
PROJECTION:  
first angle

PROJECT NO:  
CSDL

DRAWING NO:  
CL5626 A


## Elevation

(scale NTS)



## Vortex+™ V+BO-EXT-B3 curtain options

(scale NTS)



Vortex+™ B3 solid lath profile

## Vortex+™ endplate matrix

Shutter overall height	1000 mm	1500 mm	2000 mm	2500 mm	3000 mm	3500 mm	4000 mm
Shutter endplate size	150x150mm	150x150mm	165x165mm	165x165mm	180x180mm	205x205mm	205x205mm

Table shows endplate size on a 3000mm wide shutter.

## Vortex+™ V+BO-EXT-B3 shutter installation

VORTEX+™ SPECIALIST ROLLER SHUTTER SYSTEMS					
Security Rating	Security rated profile	Minimum structural opening width (m)	Maximum structural opening width (m)	Minimum structural opening height (m)	Maximum structural opening height (m)
B3	Vortex+ solid	1.0	6.0	1.0	6.0

NOTE: The installation shall be direct to the substrate and not via intermediate substrates, such as plasterboard

Installation Configurations				
Configuration	Substrate			
	Brickwork	Blockwork	Concrete	3mm Structural Steelwork or greater
V+BO-EXT-B3 Vortex+ Externally face fitted roller shutter	✓	✓	✓	✓

NOTES: This drawing is copyright of CGT Security and must not be reproduced whole or in part without prior written consent.



CGT SECURITY LTD - 1 DARWIN CLOSE - READING - BERKS - RG2 0TB

T: 0330 024 9409 / WWW.CGTSECURITY.COM / SALES@CGTSECURITY.COM

REVISIONS:  
A - Initial Issue - 05/11/2025 - BM

DRAWN BY:  
BM

CHECKED BY:  
RH

APPROVED BY:  
RM

PROJECT:  
Vortex+ Standard Drawing Library

DRAWING TITLE:  
**Standard Drawings - V+BO-EXT-B3 Security Shutter Detail**  
Vortex+ B3 EXT lath profile - Tube Motor

SCALE:  
1:10 @ A3

PROJECTION:  
first angle

PROJECT NO:  
CSDL

DRAWING NO:  
CL5627 A