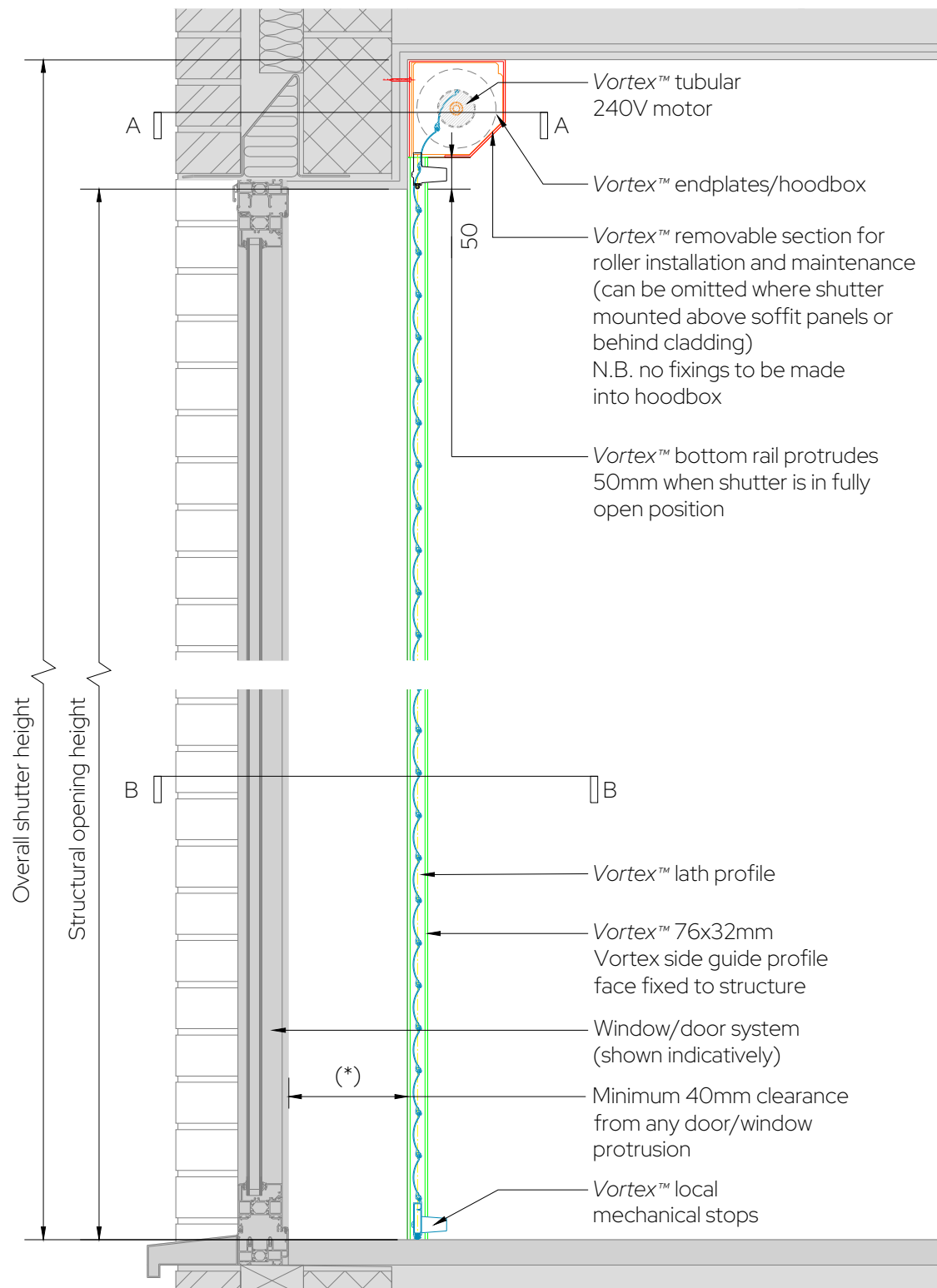
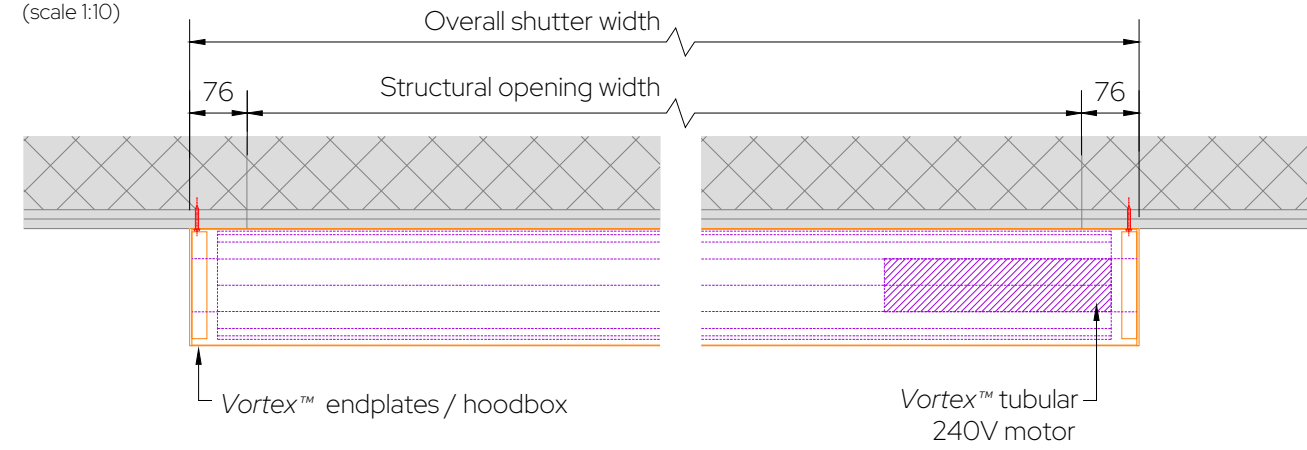


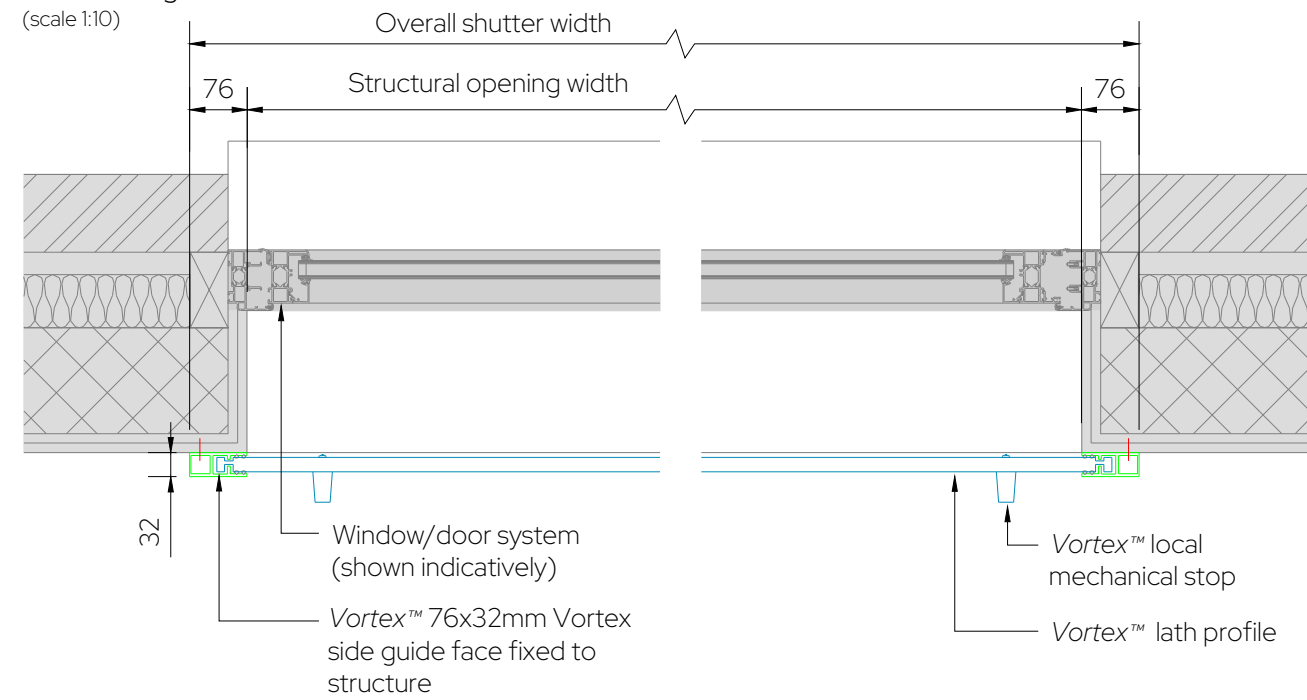
Section  
(scale 1:10)




Plan through section: A-A  
(scale 1:10)




Plan through section: B-B  
(scale 1:10)



Vortex™ curtain options  
(scale NTS)



Vortex™ solid lath profile



Vortex™ perforated lath profile

Vortex™ endplate matrix

shutter overall height	shutter endplate size
1000 mm	150x150mm
1500 mm	150x150mm
2000 mm	165x165mm
2500 mm	165x165mm
3000 mm	180x180mm
3500 mm	205x205mm
4000 mm	205x205mm

Table shows endplate size on a 3000mm wide shutter.

NOTES: This drawing is copyright of CGT Security and must not be reproduced whole or in part without prior written consent.

REVISIONS:  
A - Initial Issue - 11/09/2024 - BM

DRAWN BY:  
BM

CHECKED BY:  
RH

APPROVED BY:  
RM

PROJECT:  
Vortex Standard Drawing Library

DRAWING TITLE:  
Standard Drawings - Vortex Security Shutter Detail

SCALE:  
1:10 @ A3

PROJECTION:  
first angle

PROJECT NO:  
CSDL

DRAWING NO:  
CL5610 A



CGT SECURITY LTD - 1 DARWIN CLOSE - READING - BERKS - RG2 0TB  
T: 0330 024 9409 / WWW.CGTSECURITY.COM / SALES@CGTSECURITY.COM