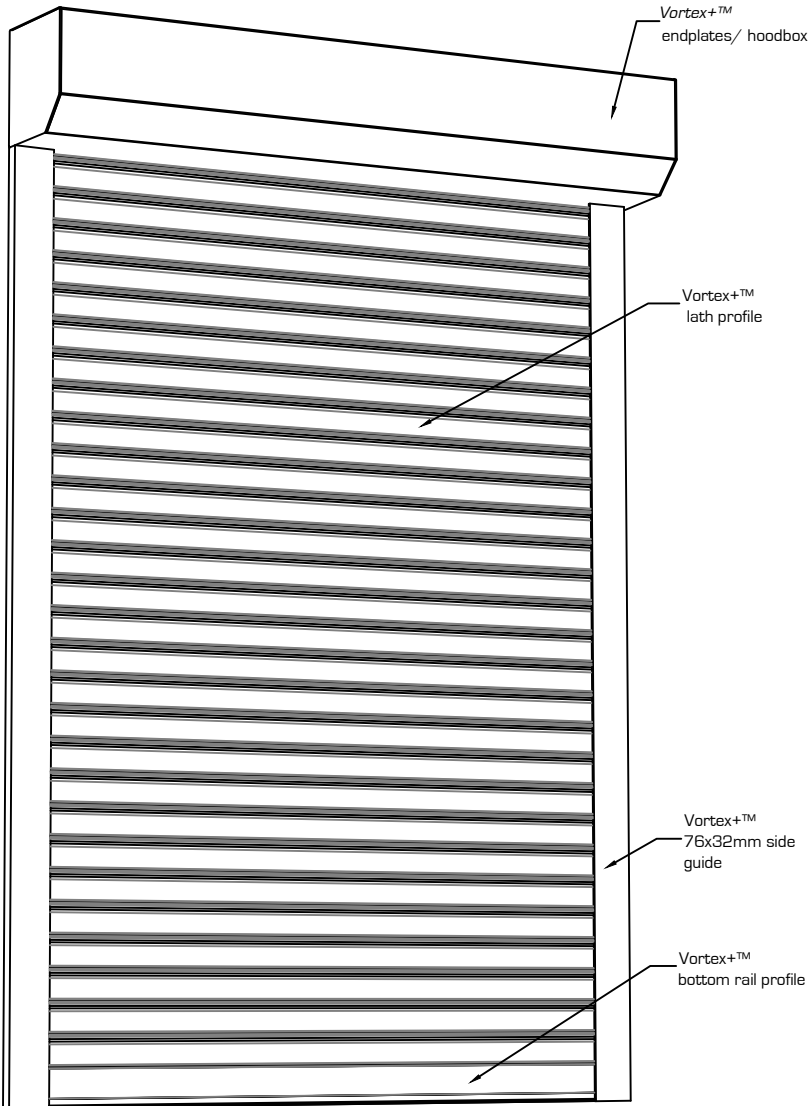
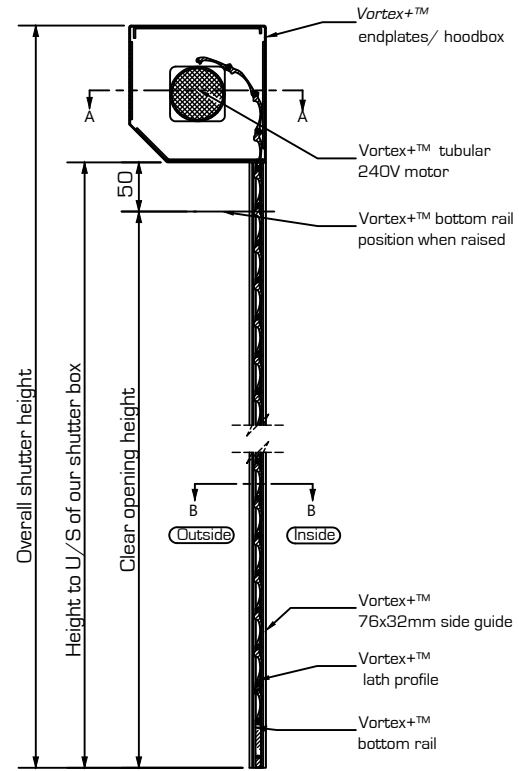


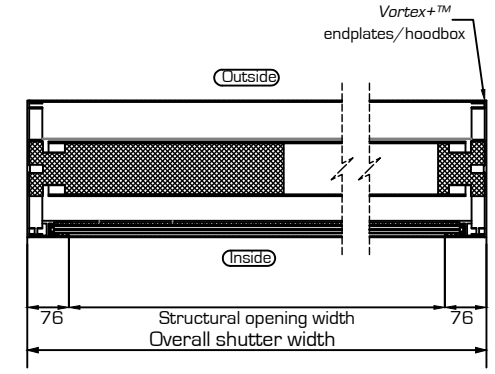
Elevation
(scale - N.T.S)



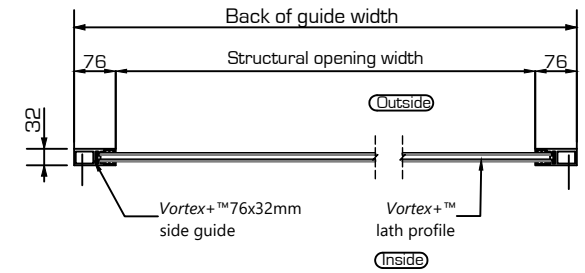
Section
(scale - 1:10)



Plan through: A-A
(scale - 1:10)



Plan through: B-B
(scale - 1:10)



NOTE: The installation shall be direct to the substrate and not via intermediate substrates, such as plasterboard

Installation Configurations					
Configuration	Substrate				
Externally face fitted roller shutter	Brickwork /Blockwork	concrete	Reinforced brickwork /blockwork	Reinforced concrete	Structural steelwork
			✓	✓	✓

SD-VX-V+BO-EXT-B1-2007-STD-VX-210
NOTES: This drawing is copyright of CGT Security Ltd and must not be reproduced whole or in part without prior written consent.



CGT SECURITY LTD | DARWIN CLOSE - READING - RG2 0TB
T: 0330 024 9409 / WWW.CGTSECURITY.COM / SALES@CGTSECURITY.COM

DRAWN BY: PROJECT:
BM Standard Drawing Library

CHECKED BY: DRAWING TITLE:
- STANDARD DRAWING - Vortex+™ - V+BO-EXT-B1

APPROVED BY: SCALE: Projection: DATE: PROJECT NO: DRAWING NO:
RM 1:10 @ A3 first angle 09/07/2020 CHSTD-VX 110 A