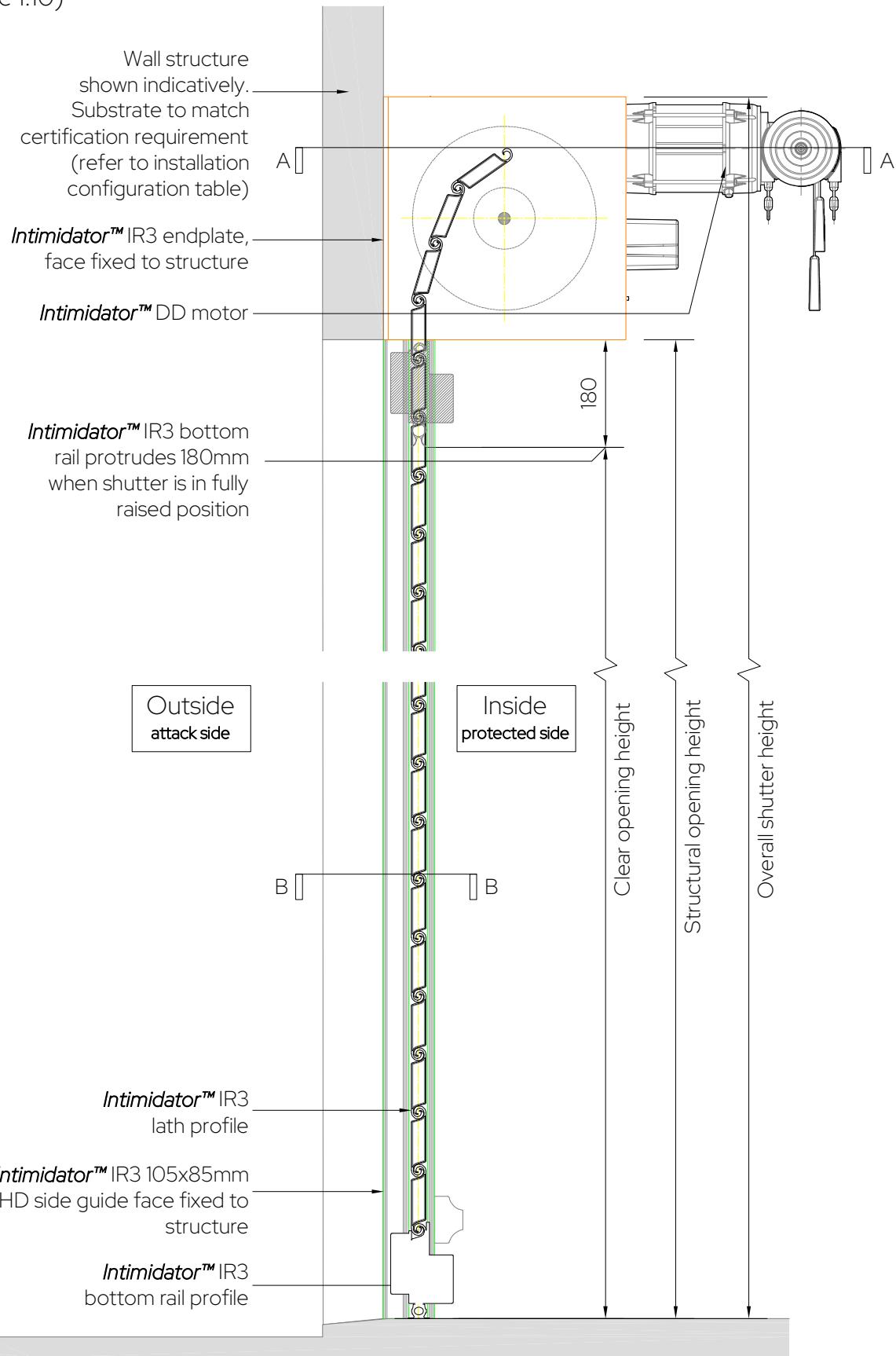
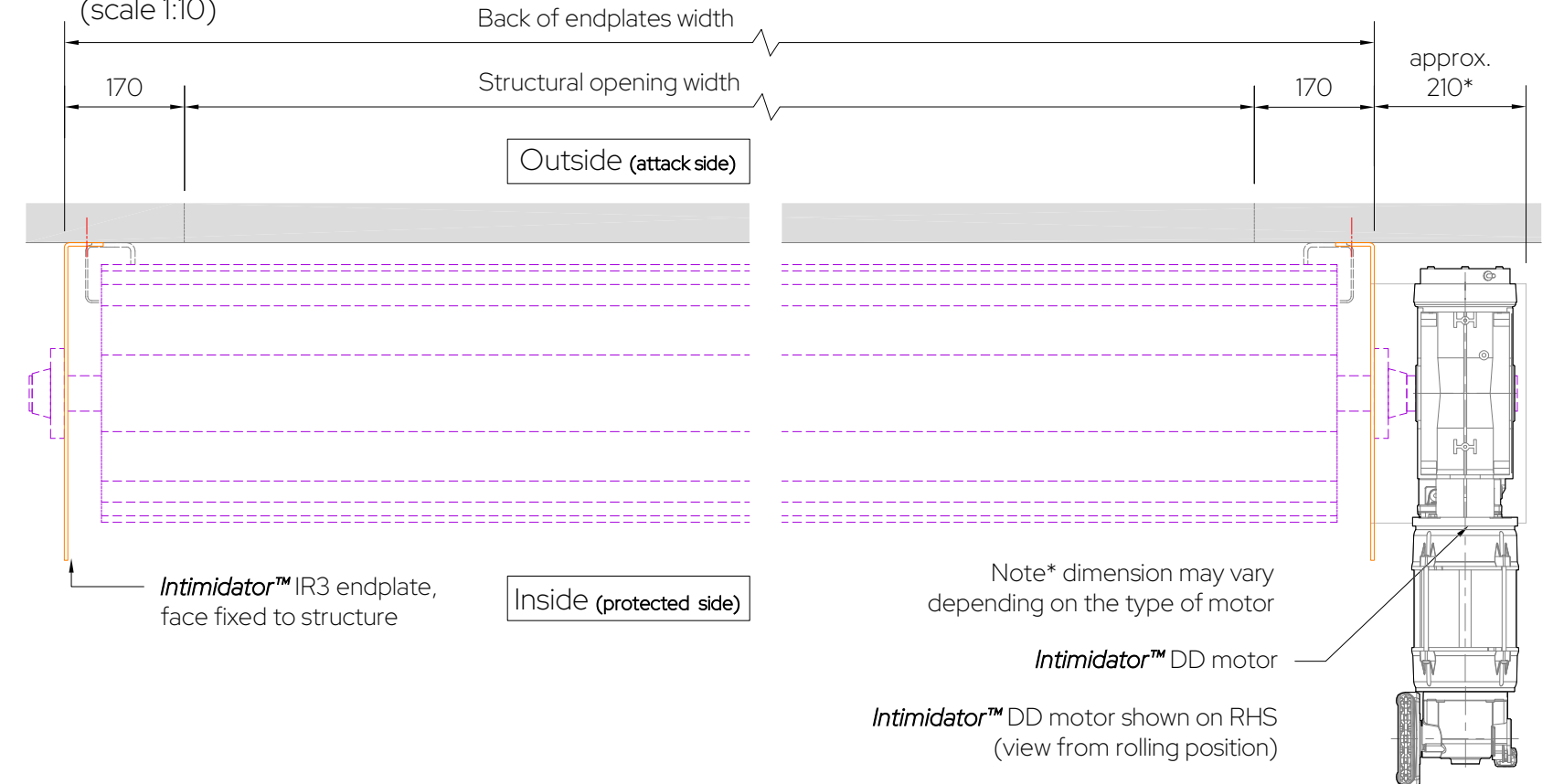


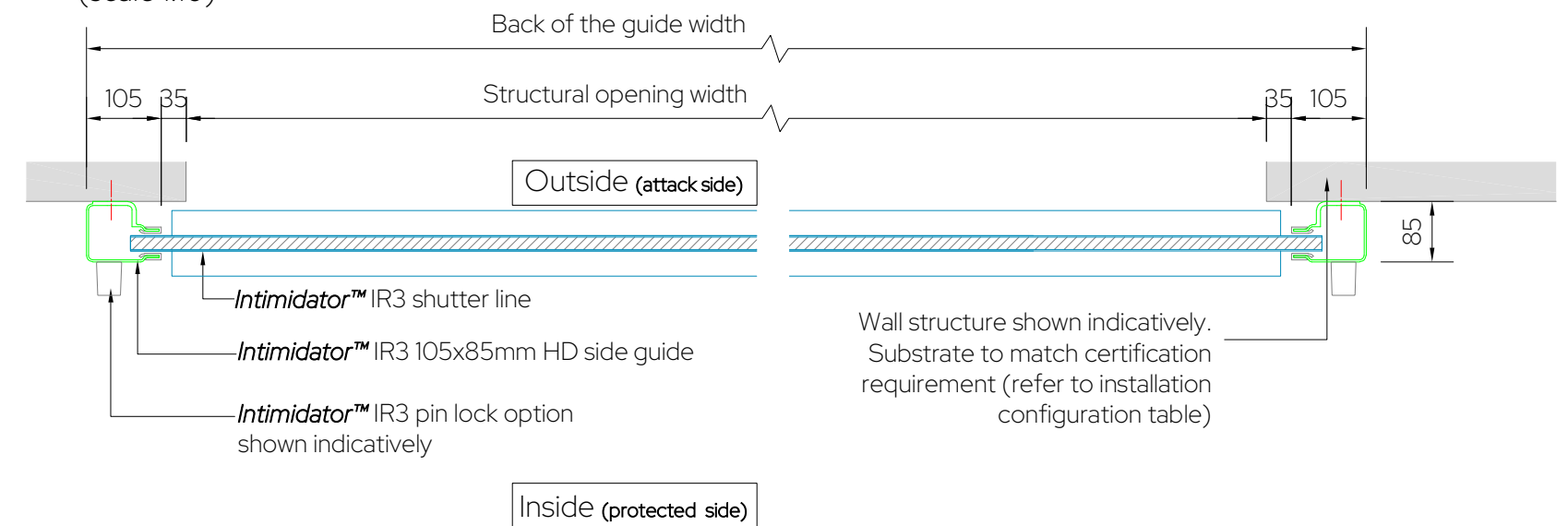
Section
(scale 1:10)



Plan Through: A-A
(scale 1:10)



Plan Through: B-B
(scale 1:10)



NOTES: This drawing is copyright of CGT Security Ltd and must not be reproduced whole or in part without prior written consent.

INTIMIDATOR
HIGH PERFORMANCE INDUSTRIAL DOORS

CGT SECURITY LTD - 1 DARWIN CLOSE - READING - BERKS - RG2 0TB
T: 0330 024 9409 / WWW.CGTSECURITY.COM / SALES@CGTSECURITY.COM

REVISIONS:
A - Initial Issue - 07/09/2023 - BM
B - guide location improved - 02/02/2024 - BM

DRAWN BY:
BM

CHECKED BY:
RM

APPROVED BY:
RH

PROJECT:
Intimidator Standard Drawing Library

DRAWING TITLE:
Standard Drawings - Intimidator IR3 Security Shutter Detail


SCALE:
1:10 @ A3

PROJECTION:
first angle

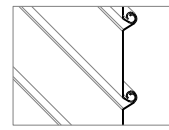
PROJECT NO:
CSDL

DRAWING NO:
L5414 B

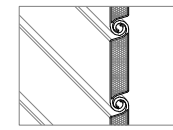
Shutter elevation - shown indicatively
(scale NTS)



Intimidator™ IR3 lath profiles
(scale 1:10)



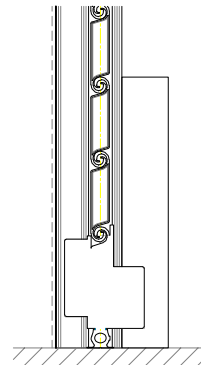
Single skin solid/
perforated lath



Double skin
insulated solid lath

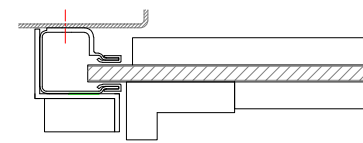
Intimidator™ IR3 locking options
(scale 1:10)

section

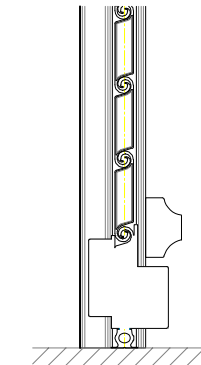


Automatic solenoid locking option

plan view

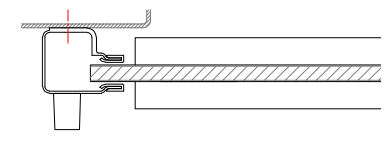


section



Manual pin lock option

plan view



INTIMIDATOR™ IR3 SPECIALIST ROLLER SHUTTER SYSTEMS				
Security Rating	Minimum structural opening width	Maximum structural opening width	Minimum structural opening height	Maximum structural opening height
C5 (SR3)	1000mm	8000mm	1000mm	8000mm

NOTE: The installation shall be direct to the substrate and not via intermediate substrates, such as plasterboard

Installation Configurations				
Configuration	Brickwork	Blockwork	Concrete	Steel (Minimum 3mm thickness and 150mm wide)
Internally face fitted roller shutter	✓	✓	✓	✓

NOTES: This drawing is copyright of CGT Security Ltd and must not be reproduced whole or in part without prior written consent.

INTIMIDATOR
HIGH PERFORMANCE INDUSTRIAL DOORS

CGT SECURITY LTD - 1 DARWIN CLOSE - READING - BERKS - RG2 0TB
T: 0330 024 9409 / WWW.CGTSECURITY.COM / SALES@CGTSECURITY.COM

REVISIONS:
A - Initial Issue - 07/09/2023 - BM
B - guide location improved - 02/02/2024 - BM

DRAWN BY:
BM

CHECKED BY:
RM

APPROVED BY:
RH

PROJECT:
Intimidator Standard Drawing Library

DRAWING TITLE:
Standard Drawings - Intimidator IR3 Security Shutter Detail

SCALE:
1:10 @ A3

PROJECTION:
first angle

PROJECT NO:
CSDL

DRAWING NO:
L5415 B