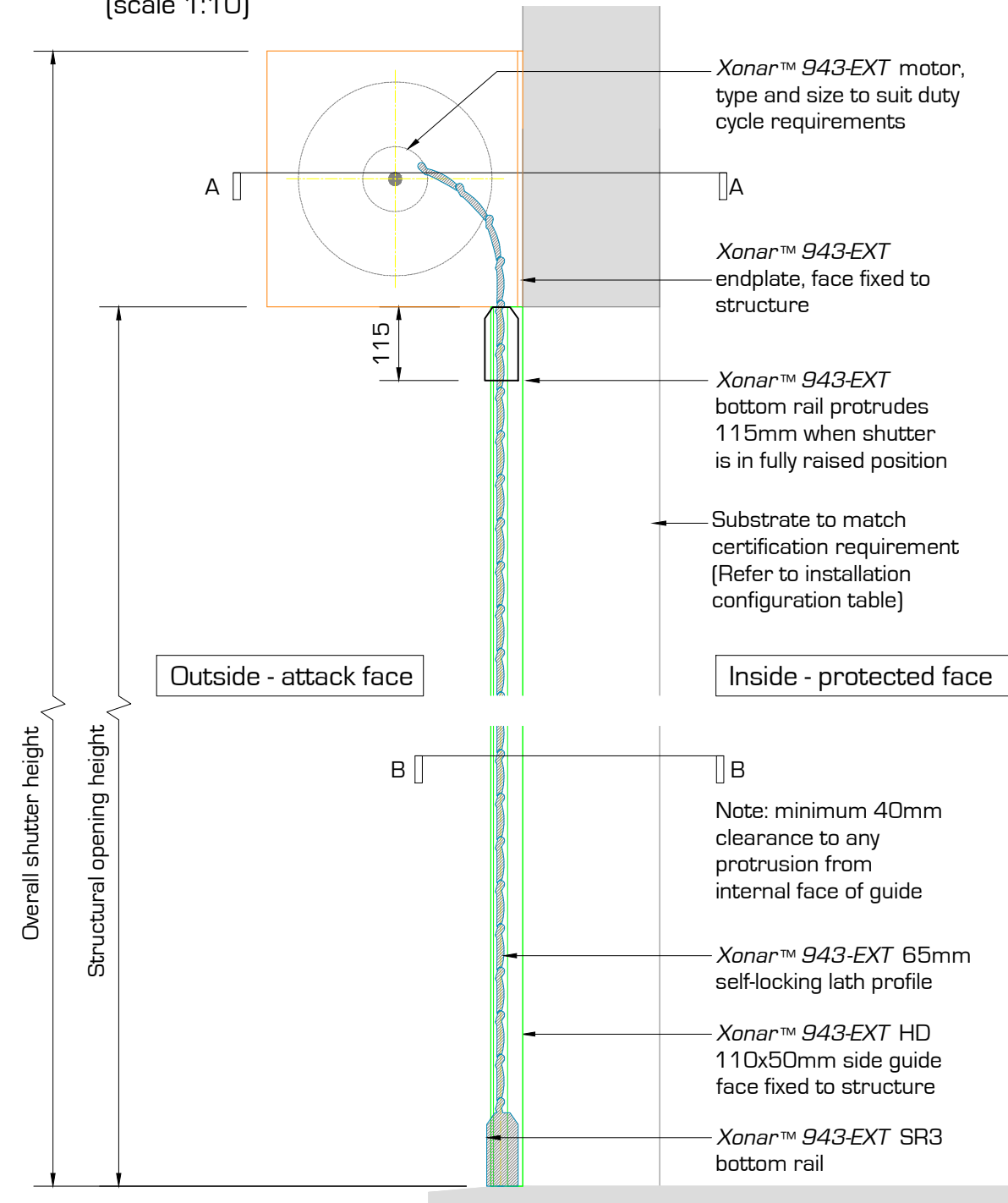
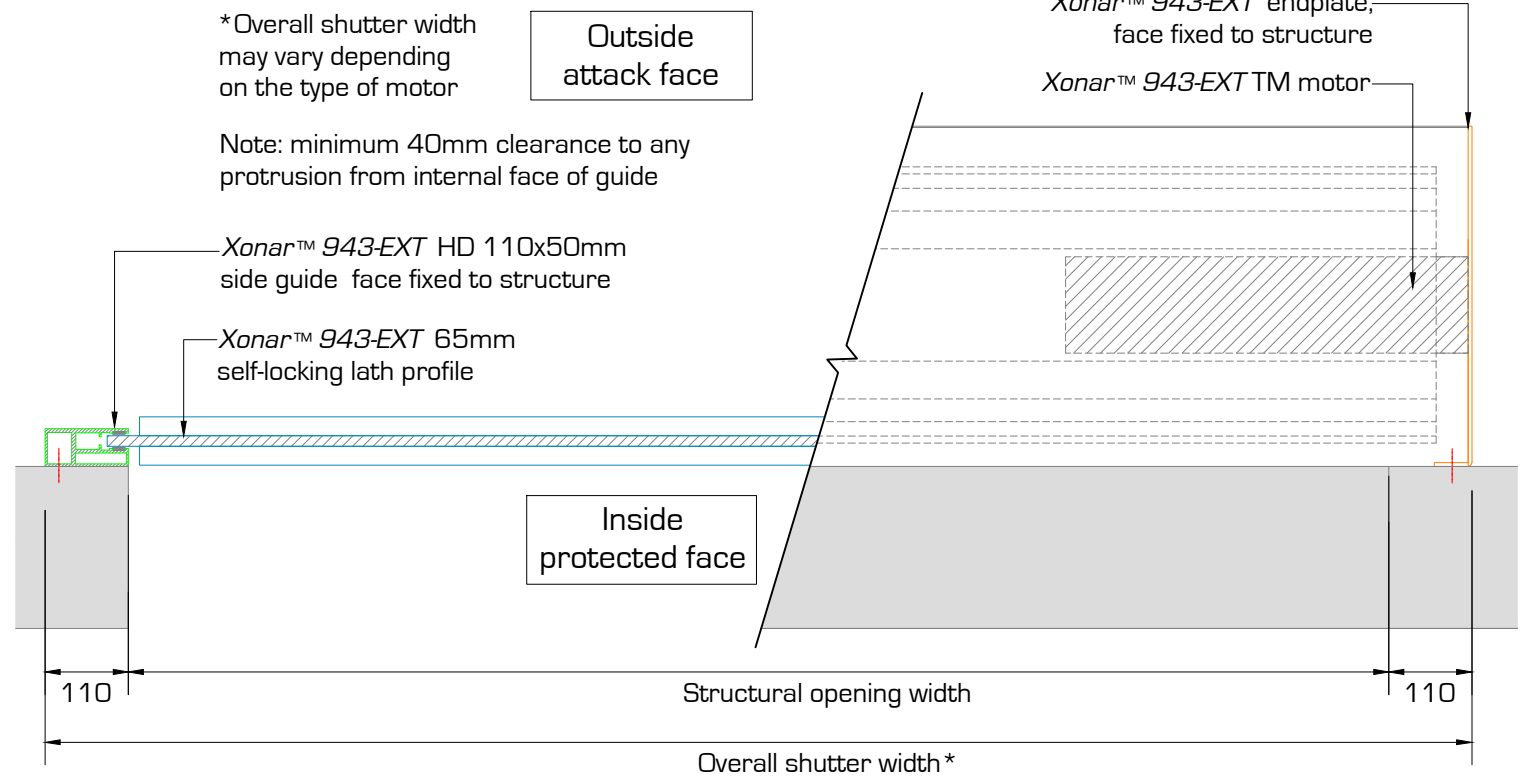


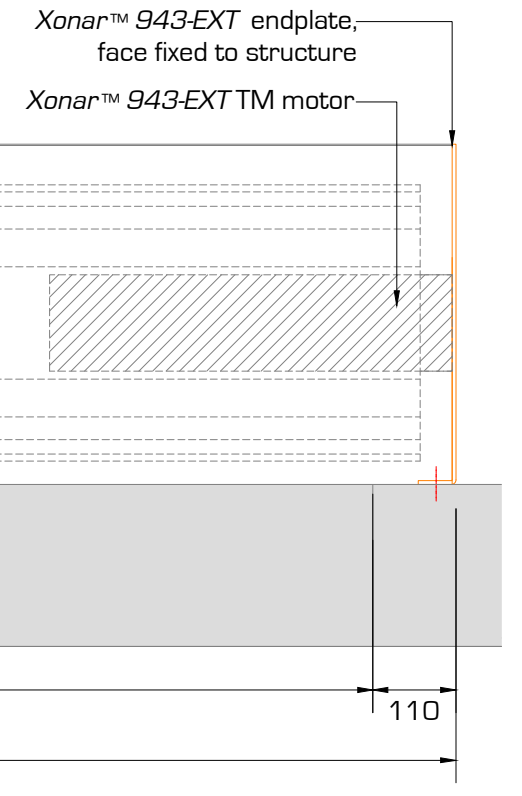
**Section**  
(scale 1:10)



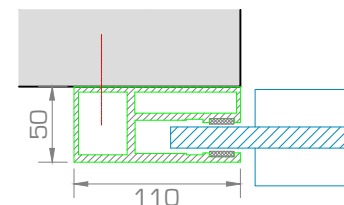
**Plan Through: B-B**  
(scale 1:10)



**Plan Through: A-A**  
(scale 1:10)




**Xonar™ 943-EXT-TM guide:**  
(scale 1:5)




**Xonar™ 943 110x50 HD guide**  
(BS EN 12424, Wind load performance up to Class 5)

**Xonar™ 943-EXT-TM curtain options:**  
(scale NTS)



**Xonar™ 943**  
Solid 65mm self-locking lath profile



**Xonar™ 943-P2**  
Perforated 65mm self-locking lath profile

NOTE: The installation shall be direct to the substrate and not via intermediate substrates, such as plasterboard

Installation Configurations				
Configuration	Substrate			
	Brickwork	Blockwork	Concrete	5mm Structural Steelwork or greater
Externally face fitted roller shutter: Xonar™ 943-EXT Xonar™ 943-P2-EXT	✓	✓	✓	✓

**Xonar™ 943-EXT-TM Specialist Roller Shutter System**

Curtain	Security Rating	Minimum structural opening width (m)	Maximum structural opening width (m)	Minimum structural opening height (m)	Maximum structural opening height (m)
Xonar™ 943-EXT	SR3	1.0	8.0	2.0	6.0
Xonar™ 943-P2-EXT	SR3	1.0	8.0	2.0	6.0



ROLLING INNOVATION

CGT SECURITY LTD - 1 DARWIN CLOSE - READING - BERKS - RG2 0TB  
T: 0330 024 9409 / WWW.CGTSECURITY.COM / SALES@CGTSECURITY.COM

REVISIONS:  
A - Initial Issue - 09/02/2022 - BM  
B - drawing layout updated - 23/04/2024 - BM

NOTES:  
1.This drawing is copyright of CGT Security Ltd and must not be reproduced whole or in part without prior written consent.  
2.The approval of these drawings constitutes acceptance of the specification as outlined, superseding previous specifications within tender documentation or drawings

DRAWN BY:  
BM

CHECKED BY:  
-

APPROVED BY:  
RM

PROJECT:  
Xonar™ Standard Drawing Library

DRAWING TITLE:  
Standard Drawing - Xonar™ 943-EXT-TM Security Shutter Details

SCALE:  
1:10 @ A3

PROJECT NO:  
CSDL

DRAWING NO:  
L5521 B