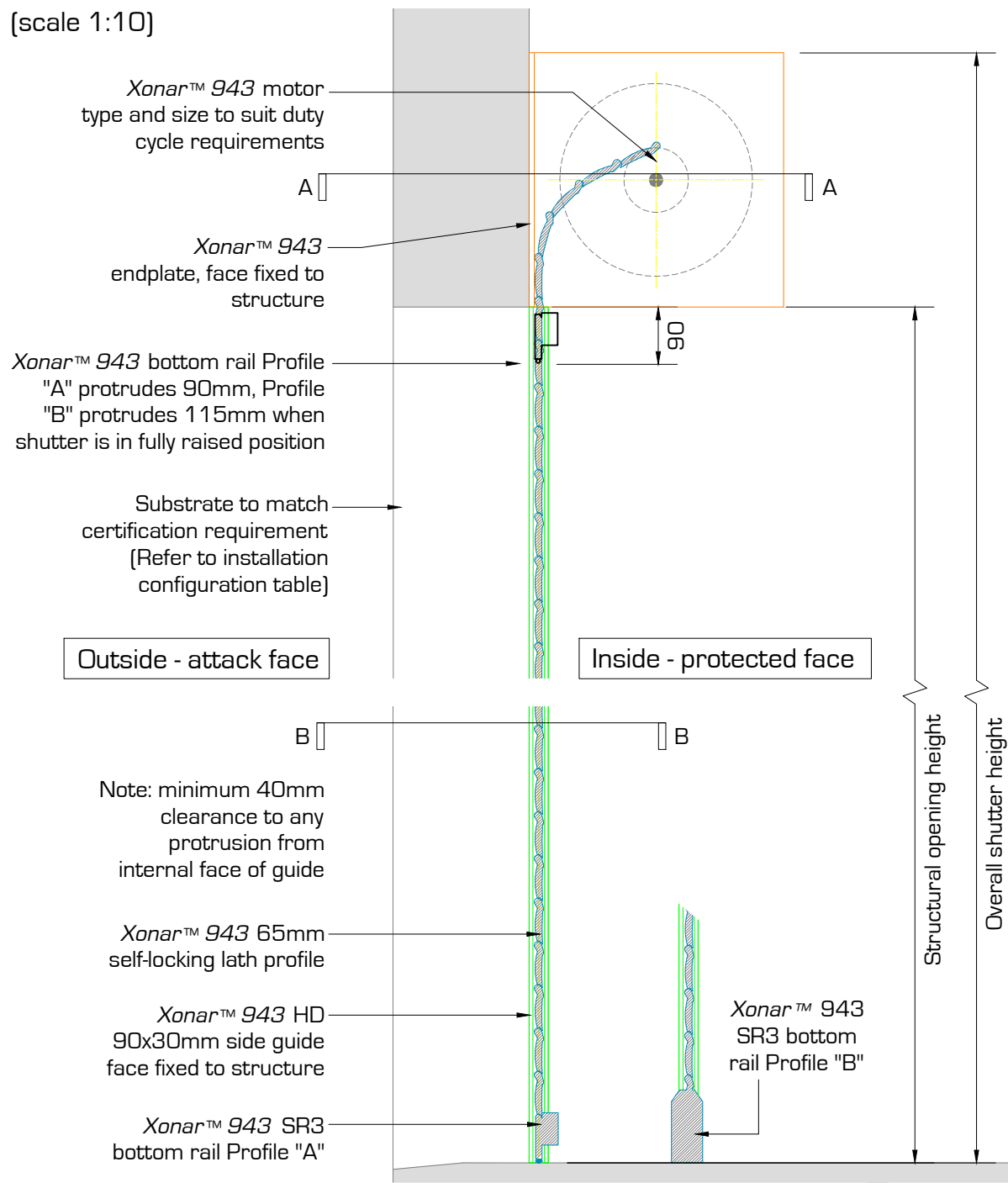
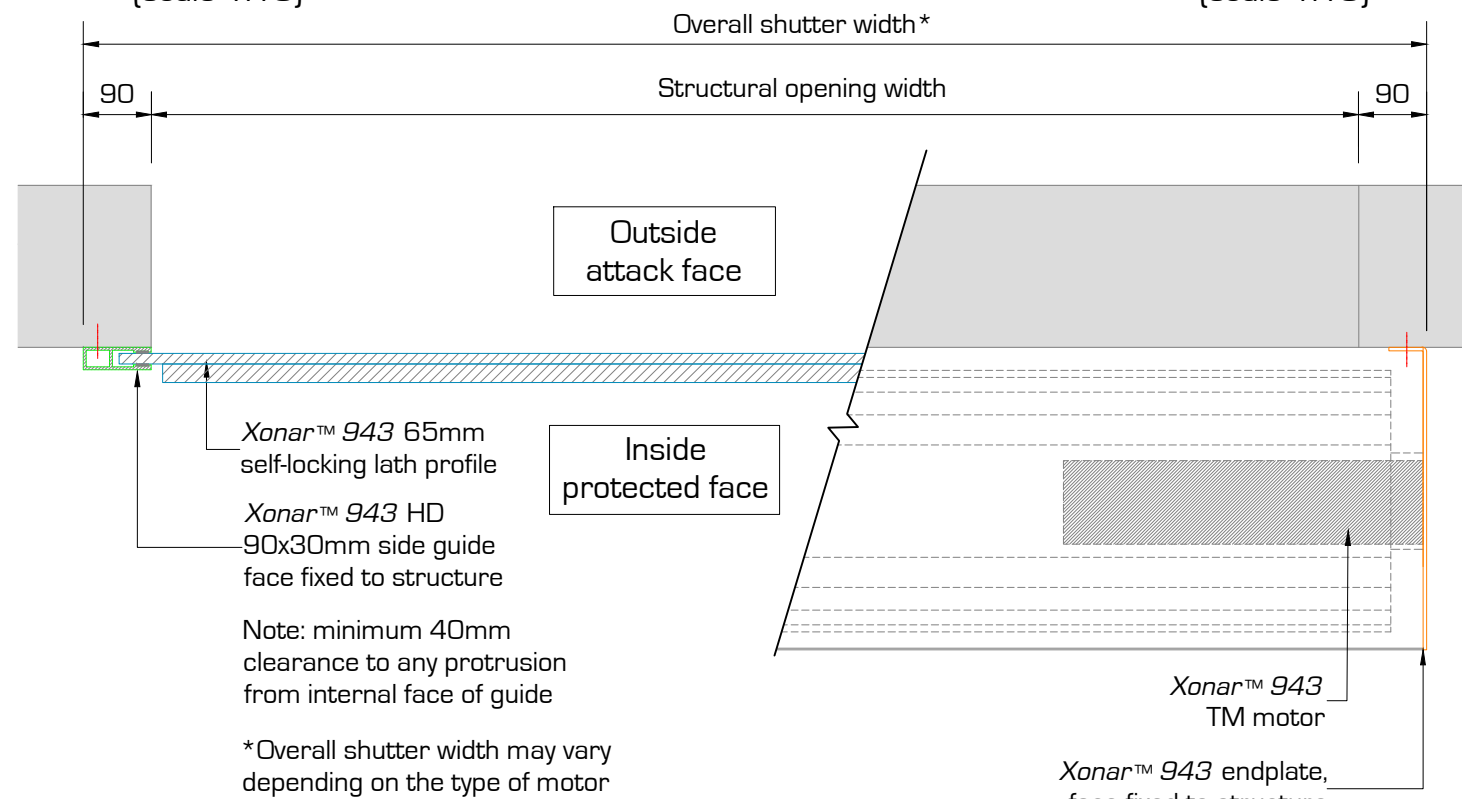


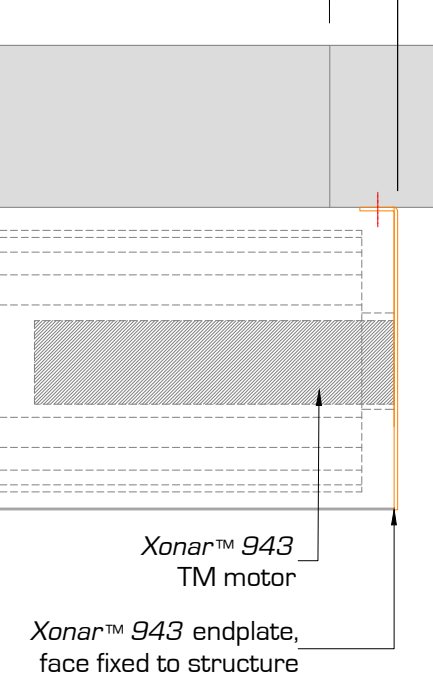
Section
[scale 1:10]



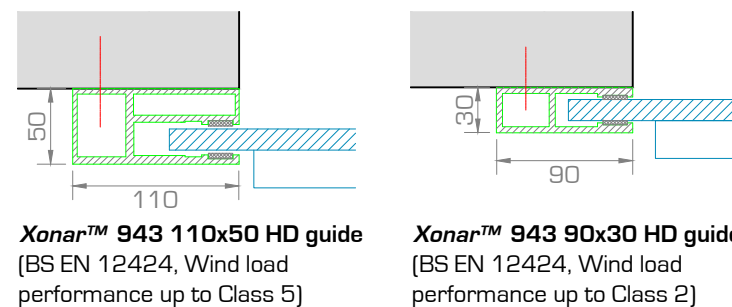
Plan Through: B-B
[scale 1:10]




Plan Through: A-A
[scale 1:10]



***Xonar™ 943*-TM guide options:**
[scale 1:5]



***Xonar™ 943*-TM curtain options:**
[scale NTS]



NOTE: The installation shall be direct to the substrate and not via intermediate substrates, such as plasterboard

Installation Configurations				
Configuration	Substrate			
	Brickwork	Blockwork	Concrete	5mm Structural Steelwork or greater
<i>Xonar™ 943</i> Internally face fitted roller shutter	✓	✓	✓	✓

<i>Xonar™ 943</i>-TM Specialist Roller Shutter System					
Curtain	Security Rating	Minimum structural opening width (m)	Maximum structural opening width (m)	Minimum structural opening height (m)	Maximum structural opening height (m)
<i>Xonar™ 943</i>	SR3	1.0	8.0	2.0	6.0
<i>Xonar™ 943</i> -P2	SR3	1.0	8.0	2.0	6.0



ROLLING INNOVATION

CGT SECURITY LTD - 1 DARWIN CLOSE - READING - BERKS - RG2 0TB
T: 0330 024 9409 / WWW.CGTSECURITY.COM / SALES@CGTSECURITY.COM

REVISIONS:
A - Initial Issue - 02/03/2021 - BM
B - layout updated - 05/04/2024 - BM

NOTES:
1.This drawing is copyright of CGT Security Ltd and must not be reproduced whole or in part without prior written consent.
2.The approval of these drawings constitutes acceptance of the specification as outlined, superseding previous specifications within tender documentation or drawings

DRAWN BY:
BM

CHECKED BY:
-

APPROVED BY:
RM

PROJECT:
Xonar™ Standard Drawing Library

DRAWING TITLE:
Working drawing - *Xonar™ 943*-TM Security Shutter Details

SCALE:
1:10 @ A3

PROJECT NO:
CSDL

DRAWING NO:
L5511 B