
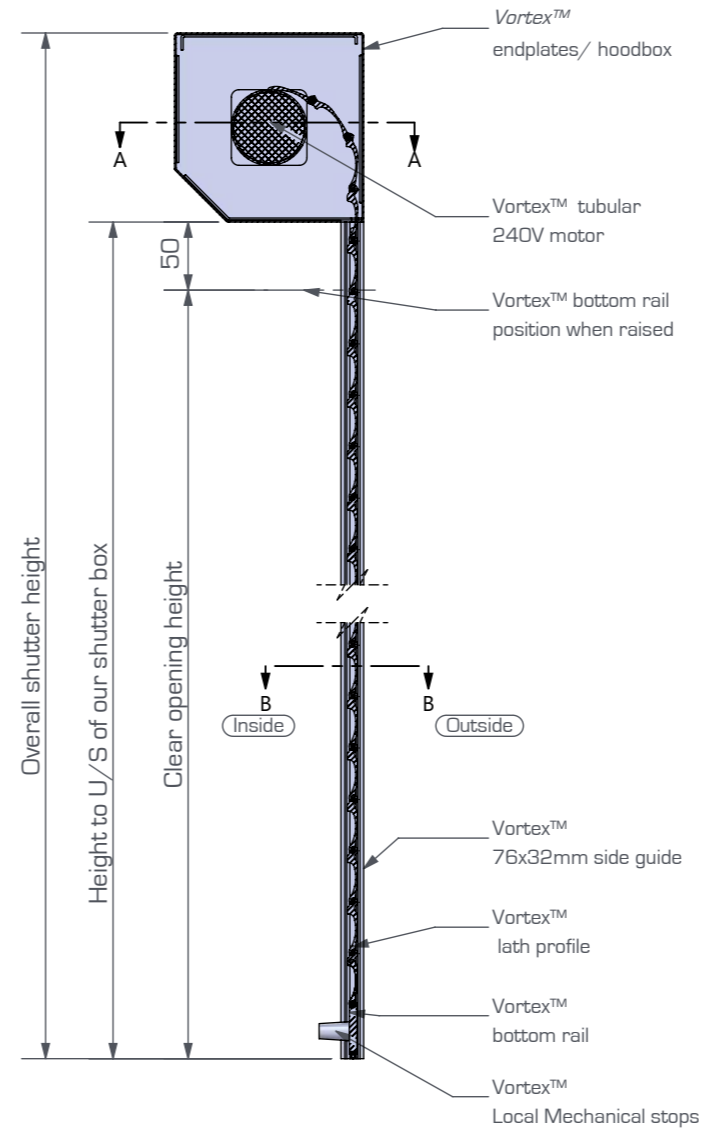


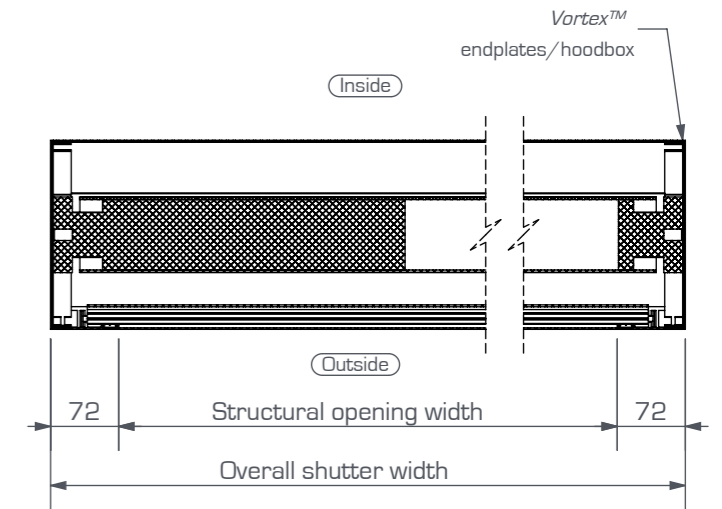
**Elevation**  
(scale - N.T.S)



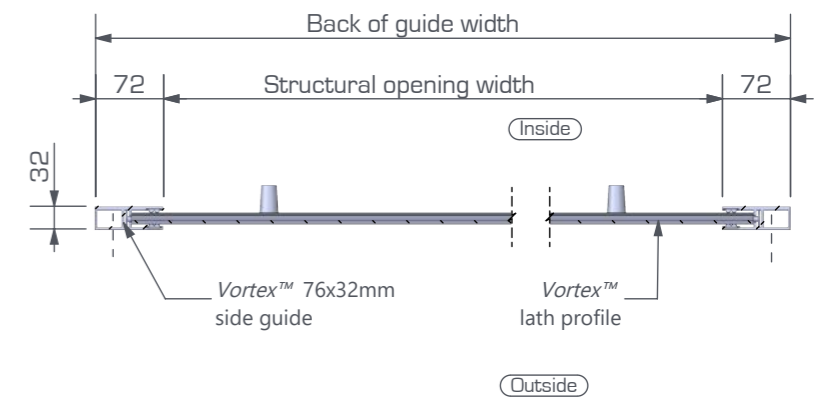
**Section**  
(scale - 1:10)



**Plan through: A-A**  
(scale - 1:10)



**Plan through: B-B**  
(scale - 1:10)



**Vortex™ -TM Guide box sizes**

Overall Shutter Height	Endplate dimension
1600 mm	150x150 endplate
2350 mm	160x160 endplate
2750 mm	180x180 endplate
3500mm	205x205 endplate

SD-VX-TM01-1906-STD-VX-210  
NOTES: This drawing is copyright of CGT Security Ltd and must not be reproduced whole or in part without prior written consent.



CGT SECURITY LTD - 1 DARWIN CLOSE - READING - RG2 0TB  
T: 0330 024 9409 / WWW.CGTSECURITY.COM / SALES@CGTSECURITY.COM

DRAWN BY: PROJECT:  
BM Standard Drawing Library

CHECKED BY: DRAWING TITLE:  
- STANDARD DRAWING - Vortex™ -TM security shutter detail

APPROVED BY: SCALE: Projection: DATE: PROJECT NO: DRAWING NO:  
RM 1:10 @ A3 first angle 27/06/2019 CHSTD-VX 110 A